

C L E A N F I R E S Y S T E M

XARALYN®




Decorative Fireplaces





Ambiance FP



Compatible with:

Bioethanol



Bio ethanol burner XL (8014LS)

Electric



Cassette 600

Cadiz



Cadiz Corner




Compatible with:


Bioethanol



Built-in unit L



Built-in unit L with stone effect



Built-in unit L with medallion


Electric



Levico 70 LED fire



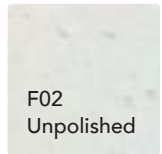
Lucius LED fire



Built-in unit Cassette 600



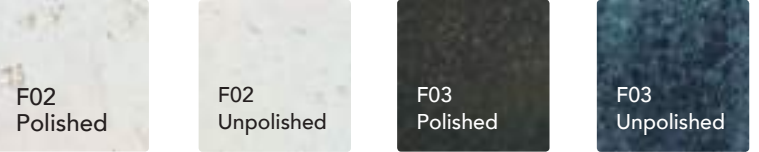
Albany



Kos





Compatible with:





Kreta & Kreta mini




Compatible with:


Bioethanol



Built-in unit L



Built-in unit L with stone effect



Built-in unit L with medallion


Electric



Levico 70 LED fire



Lucius LED fire




Built-in unit Cassette 600



Albany



Louis




Compatible with:


Bioethanol



Built-in unit L



Built-in unit L with stone effect



Built-in unit L with medallion


Electric




Levico 70 LED fire



Lucius LED fire



Built-in unit Cassette 600



Albany



Marvik



MDF (RAL 9010)

H 1000 | W 1330 | D 330 mm

By keeping our production closeby, we have better quality control, shorter delivery times, we use less packaging and we use less energy for transport, which will give an environmental benefit.

This means that it is sometimes necessary to pay more at first sight, but the products have a longer lifespan in the end.

For example, we use FSC certified wood for the production of our wooden fireplaces (MDF). This wood is extracted from sustainably managed forests. Due to the difference in humidity, the chance of working (warping) of MDF products imported from Asia is considerable. Therefore this choice offers more than just an environmentally friendly alternative.

“Made in Europe” is therefore a conscious choice.

Compatible with:

Bioethanol




Built-in unit L

Electric



Levico 70 LED fire



Built-in unit
Cassette 600



Albany



Milos



A Xaralyn fireplace is a combination of a surround and insert or built-in fire.

In most cases, Xaralyn fireplaces can be combined with various electric or bioethanol built-in fires. First you choose a surround, then you determine the material or color. You can further personalize this fireplace by choosing from the various electric or bioethanol built-in fires. For some fireplaces, more than 40 combinations are possible in this way.

Our natural stone surrounds are unique. Each surround made of natural stone is finished by hand and has a unique look. The final result is a unique surround with a vintage look.

On a wooden base we stick a layer of natural stone, fossil stone, on a wooden base, which is then evened out. The final result is a completely natural stone open fire with a relatively low weight. By keeping the weight low, the fire is much easier to move and therefore becomes more a piece of furniture.

Compatible with:

Bioethanol



Bio ethanol burner S (4114LB)

Electric




Cassette 400




Milano





The Milano is including:



Nuoro



The Nuoro is compatible with:





Nero




Compatible with:

Bioethanol



Built-in unit L



Built-in unit L with stone effect



Built-in unit L with medallion


Electric



Levico 70 LED fire



Lucius LED fire



Built-in unit Cassette 600



Albany



Santos



Compatible with:

Bioethanol



Bio ethanol burner L (5820LB)

Electric



Trivero 90 LED fireplace



Cassette 600



Todos



Choose for a vintage look with our natural stone fireplaces. These fossil stone fireplaces are hand finished and have a 'lived-in' look. Each copy is unique, irregularities in colour and finish are part of the design and give the end product character.



Compatible with:

Bioethanol



Bioethanol burner S (4114LB)


Electric



Cassette 400



Elin



Compatible with:


Bioethanol




Bioethanol burner S (4114LS)



Cuneo



Woody



Including:

Bioethanol



Bioethanol burner S (4114LS)



Lasize



Compatible with:

Bioethanol



Bioethanol burner L (5820LB)

Electric



Cassette 600



Shigo



Natural stone

H 850 | W 900 | D 400 mm

Including:

Bioethanol



Bioethanol burner S (4114LB)



Silo hanging



Steel

Including fitted bioethanol burner

H 850 | W 450 | D 450 mm

Silo



Steel

Including fitted bioethanol burner



With rollers

H 850 | W 450 | D 450 mm



Designo S



Designo XL



Including:

Electric



Levico 90 3D LED

Goya



MDF

Including Bioethanol burner S (4114B)

H 650 | W 970 | D 190 mm



MDF

Including Bioethanol burner S (4114B)

H 650 | W 970 | D 190 mm



Concrete look

Including Bioethanol burner S (4114B)

H 650 | W 970 | D 190 mm



Broken stone

Including Bioethanol burner S (4114B)

H 650 | W 970 | D 190 mm



Nova



Concrete look

H 620 | W 600 | D 300 mm



MDF (RAL 9010)

H 620 | W 600 | D 300 mm

The Nova concrete look is compatible with:

Bioethanol



Bioethanol burner S (4114LB)

Electric



Cassette 400

Electric



Cassette 400

The Nova MDF is including:

Quero



Compatible with:

Bioethanol



Bioethanol burner S (4114LB)

Electric



Cassette 400

Trivero



Trivero 130
H 465 mm | W 1270 mm | D 140 mm
Consumption 15 Watt




Trivero 180
H 465 mm | W 1830 mm | D 140 mm
Consumption 20 Watt



Wall-surround Trivero comes standard with basalt split.

- Maintenance-free
- Functions with LED lights
- Adjustable flames
- Remote control



- Thermostat
- Heating: 0 - 700 - 1400 Watt (to be programmed)
- Timer function



Umbria



MDF (RAL 9010)

H 650 | W 740 | D 340 mm

The Umbria is including:

Bioethanol



Bioethanol burner L (5820B)

Lucca



MDF (RAL 9010)

H 700 | W 740 | D 340 mm

The Lucca is compatible with:

Bioethanol



Bioethanol burner S (4114LB)

Electric



Cassette 600



Safety comes first with Xaralyn. The filling opening is separate from the opening of the fire and due to the built in safety system it is impossible to fill the bioethanol burners while they are lit.

- The fire is created by gas that is formed when bioethanol is exposed to the air. Due to the gradual release of the gas, there is a constant combustion, making this the bioethanol burner very economical in use and the safest on the market.
- The complete bioethanol burner is made of high quality stainless steel
- Ceramic stone absorbs the bioethanol
- Ceramic wool in the outer case absorbs excess bioethanol in case of overfilling



EN 16647:2015



DIN 4734-1



Bioethanol burner S

(4114LS) With lip



H 80 | W 408 | D 137 mm
 Top plate (lip): W 428 | D 157 mm

Burner contents: ± 1 liter
 Burning time: ± 3 hours
 Consumption per hour: ± 0,30 liter
 Heat output: ± 2 KW

(4114LB) With lip



H 80 | W 408 | D 137 mm
 Top plate (lip): W 428 | D 157 mm

Burner contents: ± 1 liter
 Burning time: ± 3 hours
 Consumption per hour: ± 0,30 liter
 Heat output: ± 2 KW

Bioethanol burner S

(4114S) Without lip



H 80 | W 409 | D 137 mm

Burner contents: ± 1 liter
 Burning time: ± 3 hours
 Consumption per hour: ± 0,3 liter
 Heat output: ± 2 KW

(4114B) Without lip



H 80 | W 409 | D 137 mm

Burner contents: ± 1 liter
 Burning time: ± 3 hours
 Consumption per hour: ± 0,3 liter
 Heat output: ± 2 KW

All bioethanol burners contain a patented Clean fire System ceramic core. This core absorbs the bio ethanol completely, which makes it impossible for the fuel to leak or spill.



Bioethanol burner M

(4120B) Without lip



H 80 | W 405 | D 200 mm

Burner contents:	± 1,5 liter
Burning time:	± 3 hours
Consumption per hour:	± 0,3 liter
Heat output:	± 2,5 KW

Included with all burners

- Quickstart
- Manual
- Glass screens
- Connectors
- Lighter
- Funnel
- Operating sticks



Bioethanol burner L


(5820LS) With lip



H 80 | W 575 | D 198 mm
 Top plate (lip): W 597 | D 220 mm

Burner contents: ± 2 liters
 Burning time: ± 3,5 hours
 Consumption per hour: ± 0,5 liters
 Heat output: ± 3KW

(5820LB) With lip



H 80 | W 575 | D 198 mm
 Top plate (lip): W 597 | D 220 mm

Burner contents: ± 2 liters
 Burning time: ± 3,5 hours
 Consumption per hour: ± 0,5 liters
 Heat output: ± 3KW

Bioethanol burner L



H 80 | W 575 | D 200 mm

Burner contents: ± 2 liters
 Burning time: ± 3,5 hours
 Consumption per hour: ± 0,5 liters
 Heat output: ± 3KW



H 80 | W 575 | D 200 mm

Burner contents: ± 2 liters
 Burning time: ± 3,5 hours
 Consumption per hour: ± 0,5 liters
 Heat output: ± 3KW

Bioethanol burner XL


(8014LS) With lip



H 80 | W 800 | D 137 mm
 Top plate (lip): W 820 | D 157 mm

Burner contents: ± 2,5 liter
 Burning time: ± 3,5 hours
 Consumption per hour: ± 0,55 liter
 Heat output: ± 3,5KW

(8014LB) With lip



H 80 | W 800 | D 137 mm
 Top plate (lip): W 820 | D 157 mm

Burner contents: ± 2,5 liter
 Burning time: ± 3,5 hours
 Consumption per hour: ± 0,55 liter
 Heat output: ± 3,5KW

Bioethanol burner XXL

(11814LS) With lip



H 84 | W 1180 | D 137 mm
 Top plate (lip): W 1200 | D 157 mm

Burner contents: ± 3,5 liter
 Burning time: ± 3,5 hours
 Consumption per hour: ± 0,65 liter
 Heat output: ± 4,4 KW

(11814LB) With lip



H 84 | W 1180 | D 137 mm
 Top plate (lip): W 1200 | D 157 mm

Burner contents: ± 3,5 liter
 Burning time: ± 3,5 hours
 Consumption per hour: ± 0,65 liter
 Heat output: ± 4,4 KW

Built-in units



Steel

Built-in unit L FP 710 x 685 x 200 mm (HxWxD)



Steel

Built-in unit L FP 3S 523 x 620 x 239 mm (HxWxD)



Steel

Built-in unit L FP 3S 523 x 620 x 239 mm (HxWxD)



Steel

Built-in unit L FP 3S 523 x 620 x 239 mm (HxWxD)

Built-in unit S



H 690 | W 500 | D 210 mm

Including Bioethanol burner M (4120B)

Built-in unit L



H 712 | W 680 | D 210 mm

Including Bioethanol burner L (5820B)



H 744 | W 690 | D 225 mm

With stone Effect
Including Bioethanol burner L (5820B)



H 744 | W 690 | D 225 mm

With medallion
Including Bioethanol burner L (5820B)



Built-in unit XL



H 538 | W 947 | D 217 mm

Including Bioethanol burner XL (8014LS)
Removable backwall

Optional with Finishing frame

Built-in unit XXL



H 536 | W 1330 | D 217 mm

Including Bioethanol burner XXL (11814LS)
Removable backwall

Optional with Finishing frame

Built-in profiles



H 3 | W 530 | D 260 mm

Available in black or brushed stainless steel

Including bioethanol burner S (4114L)



H 3 | W 695 | D 320 mm

Available in black or brushed stainless steel

Including bioethanol burner L (5820L)



H 3 | W 920 | D 260 mm

Available in black or brushed stainless steel

Including bioethanol burner XL (8014L)



The built-in profile is designed for use in combination with the bioethanol burner. The profile protects your project or furniture against the heat that is produced by the bioethanol burner and makes installation easier.



Castello



Can be mounted on a wall or
be used as a built-in fire

H 730 | W 740 | D 320 mm

- Consumption 25 Watt
- Control with app
- Maintenance-free
- Remote control
- Thermostat
- Functions with LED lights
- Adjustable flames
- Heating: 0 – 600 – 1200 Watt (to be programmed)



Levico



Levico 90
H 410 | W 915 | D 248 mm
Consumption 15 Watt



Levico 120
H 410 | W 1215 | D 248 mm
Consumption 20 Watt



Delivered including resin logset and perspex inlay. Use the perspex inlay to personalize this fireplace with real wood.

- Consumption 15 Watt
- Maintenance-free
- Functions with LED lights
- Adjustable flames
- Remote control
- Timer
- Heating: 0 – 400 – 800 Watt (to be programmed)



Levico 70



H 690 | W 660 | D 197 mm

- Consumption 10 Watt
- Maintenance-free
- Including basalt split
- Functions with LED lights
- Adjustable flames
- Remote control
- Thermostat
- Heating: 0 - 400 - 800 Watt (to be programmed)

Elski



H 665 | W 470 | D 205 mm

- Consumption 10 Watt
- Maintenance-free
- Remote control
- Thermostat
- Functions with LED lights
- Adjustable flames
- Heating: 0 - 600 - 1200 Watt (to be programmed)

Lucius



H 610 | W 620 | D 195 mm

- Consumption 10 Watt
- Maintenance-free
- Remote control
- Thermostat
- Functions with LED lights
- Adjustable flames
- Heating: 0 - 700 - 1400 Watt (to be programmed)



Trivero 90



H 560 | W 1040 | D 140 mm



- Consumption 15 Watt
- Maintenance-free
- Including basalt split
- Functions with LED lights
- Adjustable flames
- Remote control

An electric fireplace from Xaralyn is a beautiful and easy way to create the effect of a real fire.

The technique of a fireplace with an electric built-in fire is created by light projection. In combination with logs, which have a glowing effect, a very realistic flame is created. Most electric fireplaces have different light settings and are equipped with a remote control.

An electric LED fireplace is completely maintenance-free. If the LED fireplace is only used for decoration, the power consumption is negligible.

Basket Cassette 400



H 330 | W 405 | D 216 mm

- Consumption 200 Watt
- Adjustable flame image
- Remote control

Basket Cassette 600



H 340 | W 564 | D 218 mm

- Consumption 200 Watt
- Adjustable flame image
- Remote control

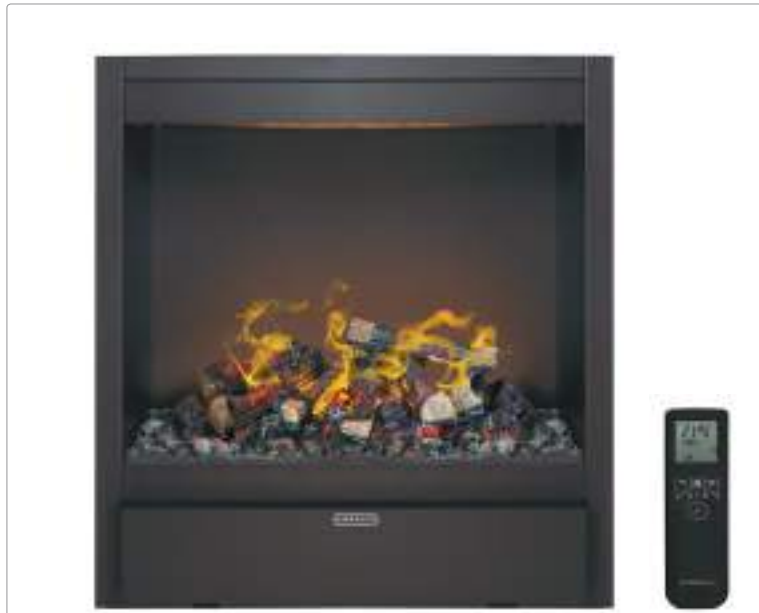
Built-in unit 600



H 720 | W 700 | D 275 mm

- Consumption 200 Watt
- Adjustable flame image
- Remote control

Albany




H 705 | W 640 | D 295 mm

- Consumption 220 Watt
- Adjustable flame image
- Remote control with LCD display
- LED logset
- Heating: 0 - 750 - 1500 Watt (to be programmed)
- Including side cover

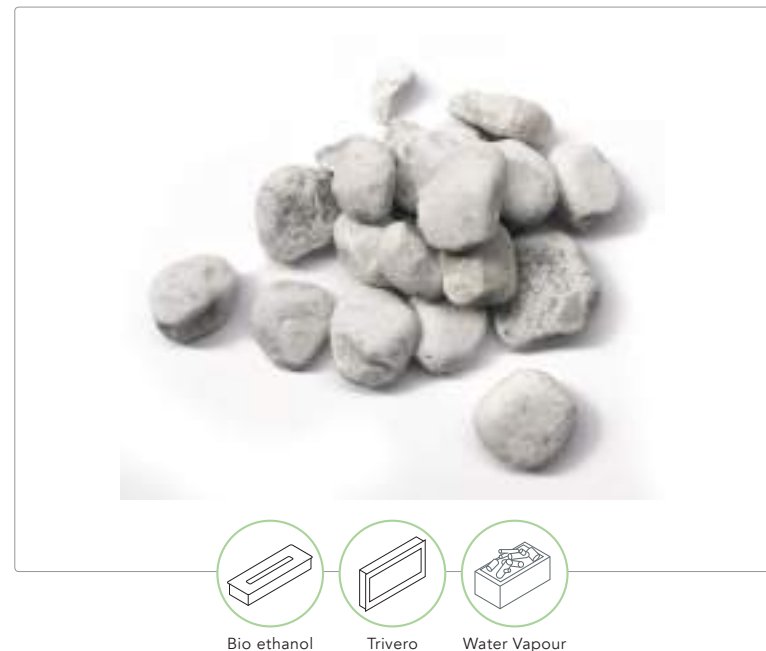
Logset 6 pieces




Logset 10 pieces




White pebbles 5kg



Basalt split 4kg



Luxury logset



Logset Resin



Crackling sound effect box



Electric USB lighter



Bioethanol



Bioethanol CL100

C L E A N F I R E S Y S T E M
XARALYN®

A Vreekesweid 30
1721 PR Broek op Langedijk
The Netherlands

E info@xaralyn.com
W www.xaralyn.com



V. 040620 - All rights reserved