

evonicfires

quality electric fires built in britain

e-series



2018/19

The **e-series** is our award winning modern day range of built in electric fires, powered by the very latest LED lighting technology.

The simplicity of the **e-series** enables absolute freedom to create and design individual feature fireplaces, as it is electrical there are no limitations to where a **e-series** product can be installed.

With a choice of effect sizes, from 500mm to 1800mm as well as two or three sided glass models the **e-series** offers greater scope and choice to any installation.

Both **evoflame®** & **evoflame ultra hd®** products are operated by the App function, a **e-touch®** control system is available as an optional extra.



e-touch



The e-touch app is available to download on the Apple App store or Android Google Play.

The **e-touch®** allows complete controllability of any **e-series** product. The control system is a fully portable, rechargeable bluetooth based touch screen unit.



e1030ds	4-5
e1560	6-7
e810	8-9



e1800	10-11
e1500	12-13
e1030	14-15



e800	16-17
e500	18-19
e900	20-21



e700	22-23
e640	24-25
e600	26-27



e1000	28-29
e710	30

eI030ds

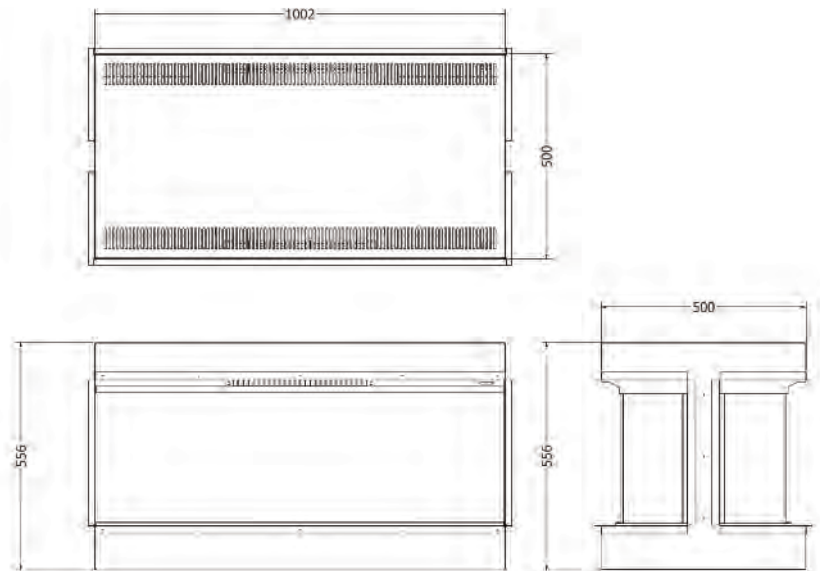
- 1000mm **evoflame ultra hd®** effect
- 1 & 2kW heat outputs
- **e-touch App** controlled
- optional **e-touch** controller
- switchable PDLC smart glass
- glass fronted
- choice of silver birch or woodland ceramic log set



silver birch log set



woodland log set





evoflame®
ULTRAHD



e1560gf3



e1560gf2

e1560

- 1500mm **evoflame ultra hd®** effect
- 1 & 2kW heat outputs
- **e-touch App** controlled
- optional **e-touch** controller
- **SCHOTT CONTURAN® MAGIC** anti - reflective front glass
choice of silver birch or woodland ceramic log set



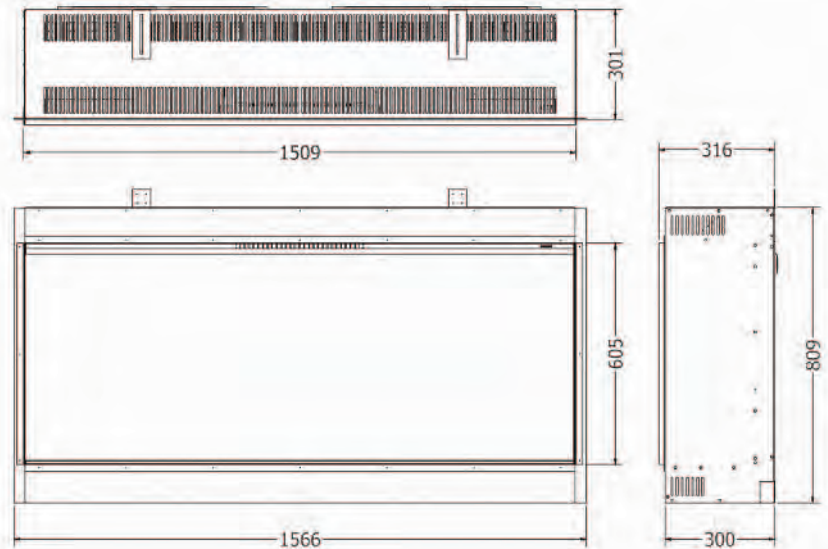
silver birch log set



woodland log set



e1560gf



e810

- 800mm **evoflame ultra hd®** effect
- 1 & 2kW heat outputs
- **e-touch App** controlled
- optional **e-touch** controller
- **SCHOTT CONTURAN® MAGIC** anti - reflective front glass
- choice of silver birch or woodland ceramic log set



silver birch log set



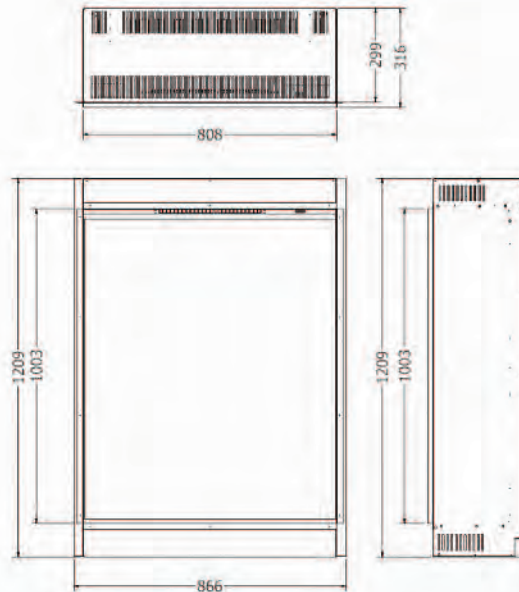
woodland log set



e810gf2



e810gf



evoflame[®]
ULTRAHD



e810gf3

evoflame - 800mm 9

evoflame[®]
ULTRAHD



e1800gf3



e|800gf2

e|800

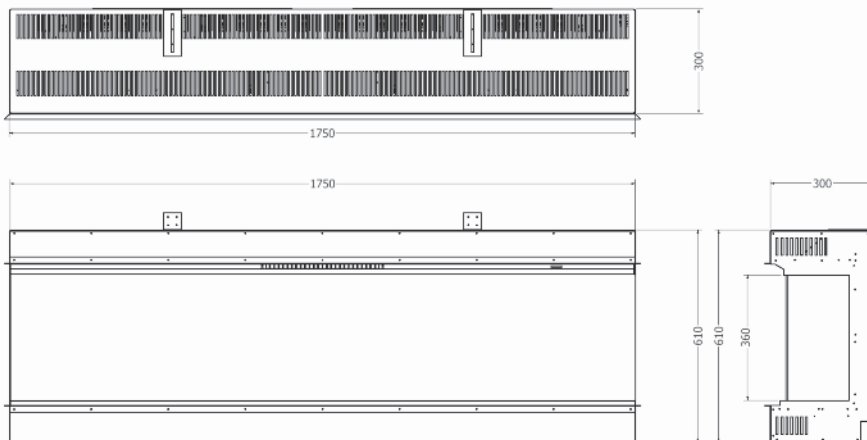
- 1750mm **evoflame ultra hd®** effect
- 1 & 2kW heat outputs
- **e-touch App** controlled
- optional **e-touch** controller
- **SCHOTT CONTURAN® MAGIC** anti - reflective front glass
- choice of silver birch or woodland ceramic log set



silver birch log set



woodland log set



e|800gf

e1500

- 1500mm **evoflame ultra hd®** effect
- 1 & 2kW heat outputs
- **e-touch App** controlled
- optional **e-touch** controller
- **SCHOTT CONTURAN® MAGIC** anti - reflective front glass
- choice of silver birch or woodland ceramic log set



silver birch log set



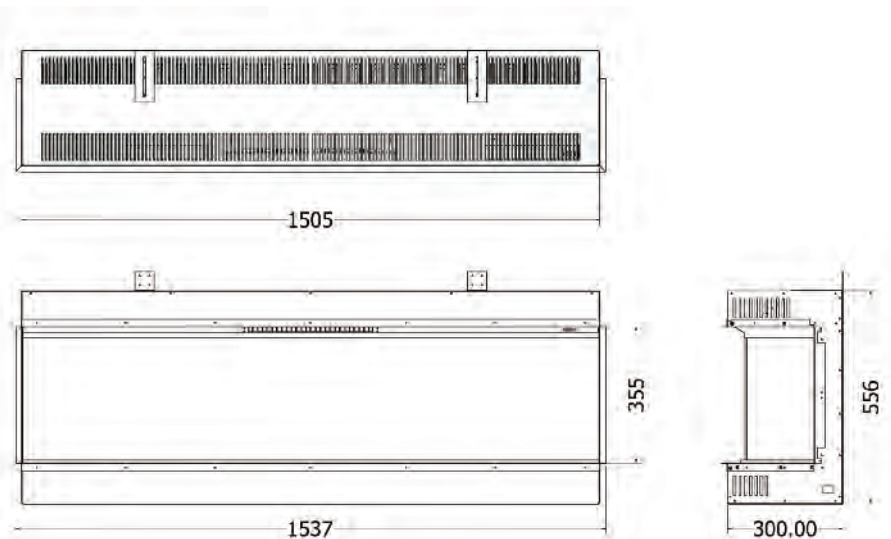
woodland log set



e1500gf2



e1500gf



evoflame[™]
ULTRAHD



e1500gf3

evoflame - 1500mm 13

evoflame[®]
ULTRAHD



eI030gf3



e|030gf2

e|030


- 1000mm **evoflame ultra hd®** effect
- 1 & 2kW heat outputs
- **e-touch App** controlled
- optional **e-touch** controller
- **SCHOTT CONTURAN® MAGIC** anti - reflective front glass
- choice of silver birch or woodland ceramic log set



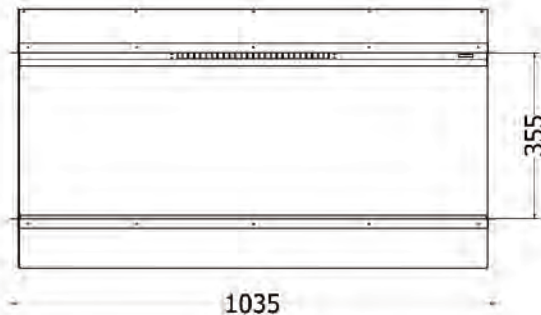
silver birch log set



woodland log set

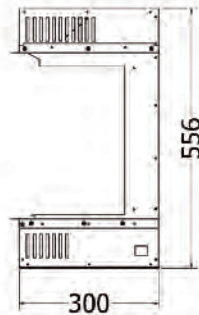


1003



1035

355



300

556



e|030gf

e800

- 800mm **evoflame ultra hd®** effect
- 1 & 2kW heat outputs
- **e-touch App** controlled
- optional **e-touch** controller
- **SCHOTT CONTURAN® MAGIC** anti - reflective front glass
- choice of silver birch or woodland ceramic log set



silver birch log set



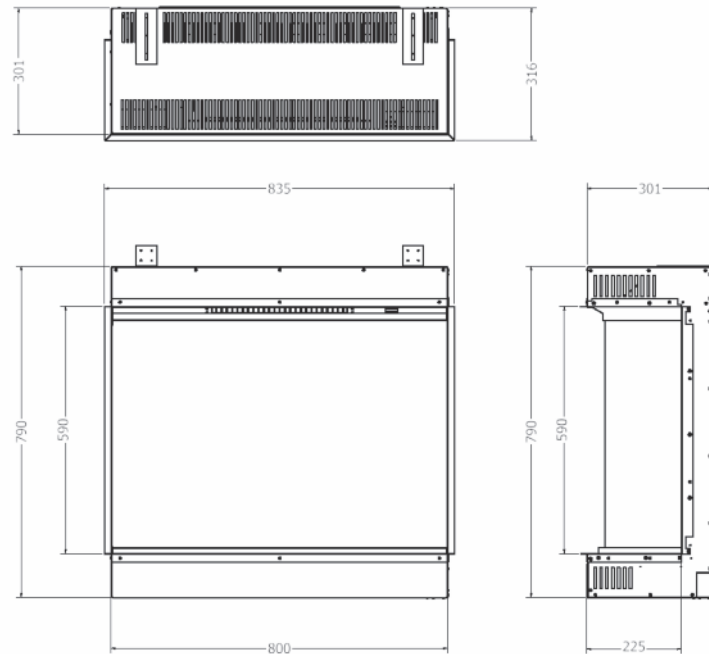
woodland log set



e800gf2



e800gf



evoflame[®]
ULTRAHD



e800gf3

evoflame - 1000mm 17

evoflame[®]
ULTRAHD



e500gf3



e500

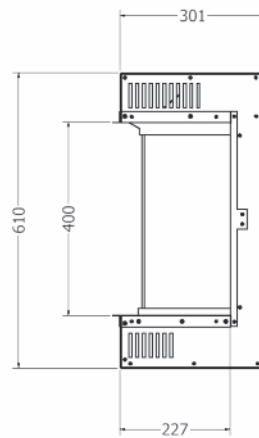
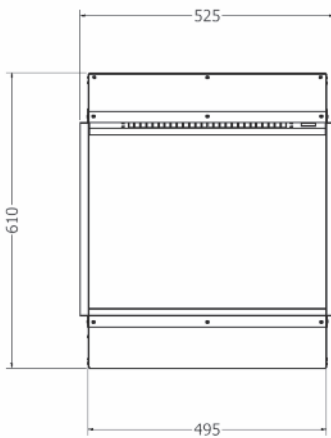
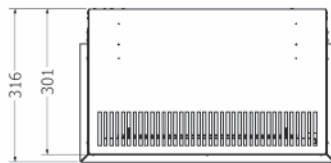
- 490mm **evoflame ultra hd®** effect
- 1 & 2kW heat outputs
- **e-touch App** controlled
- optional **e-touch** controller
- **SCHOTT CONTURAN® MAGIC** anti - reflective front glass
- choice of silver birch or woodland ceramic log set



silver birch log set



woodland log set

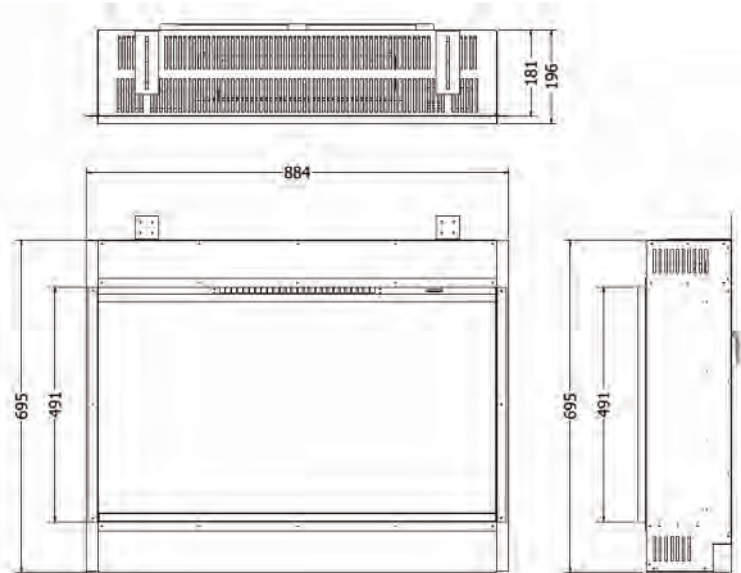




e900gf

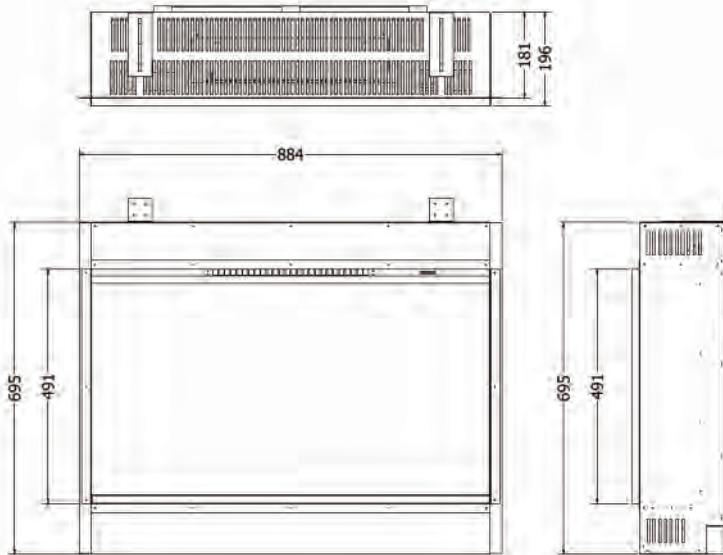
e900gf

- 830mm **evoflame[®]** effect
- 1 & 2kW heat outputs
- **e-touch App** controlled
- optional **e-touch** controller
- woodland ceramic log set
- glass fronted





e900



e900

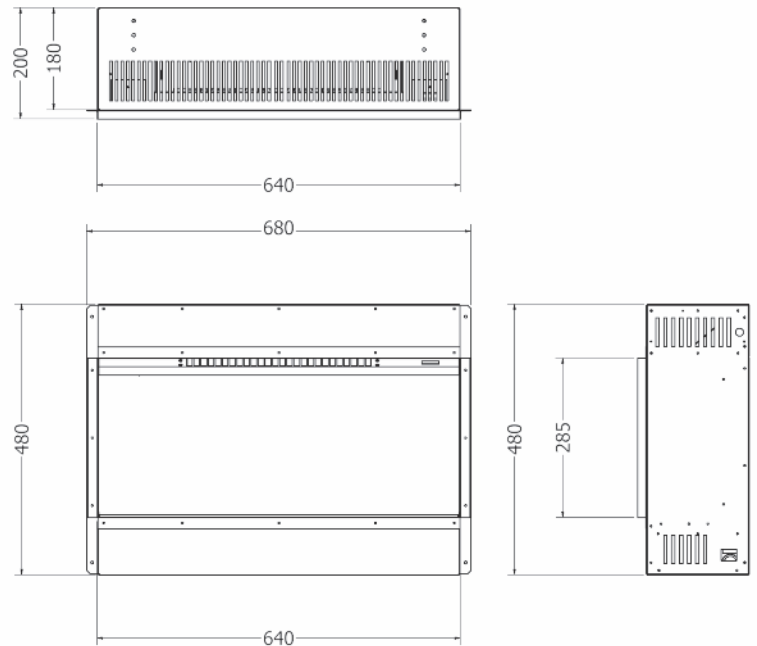
- 830mm **evoflame®** effect
- 1 & 2kW heat outputs
- **e-touch** App controlled
- optional **e-touch** controller
- woodland ceramic log set
- fully open fronted fuel bed



e700gf

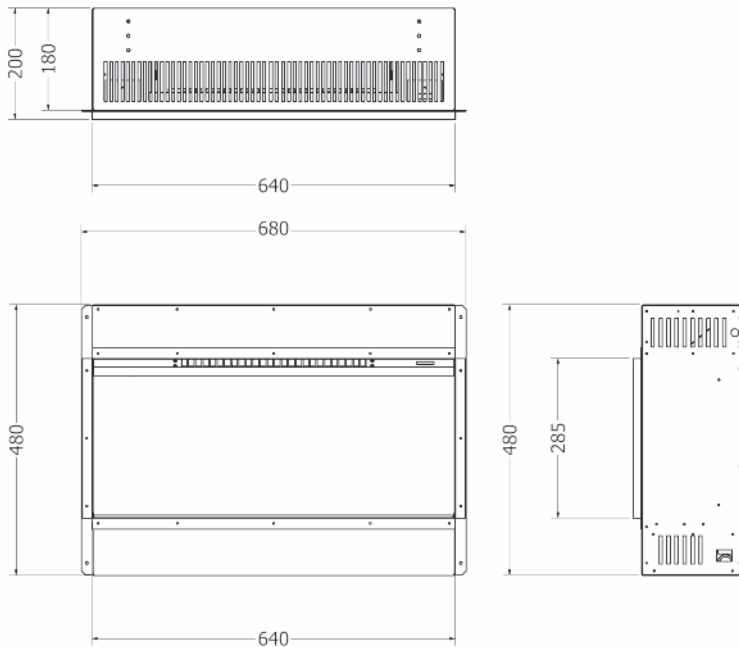
e700gf

- 640mm **evoflame[®]** effect
- 1 & 2kW heat outputs
- **e-touch** App controlled
- optional **e-touch** controller
- mini continental ceramic log set
- glass fronted





e700



e700

- 640mm **evoflame[®]** effect
- 1 & 2kW heat outputs
- **e-touch** App controlled
- optional **e-touch** controller
- choice of silver birch or woodland
- ceramic log set
fully open fronted fuel bed



silver birch log set

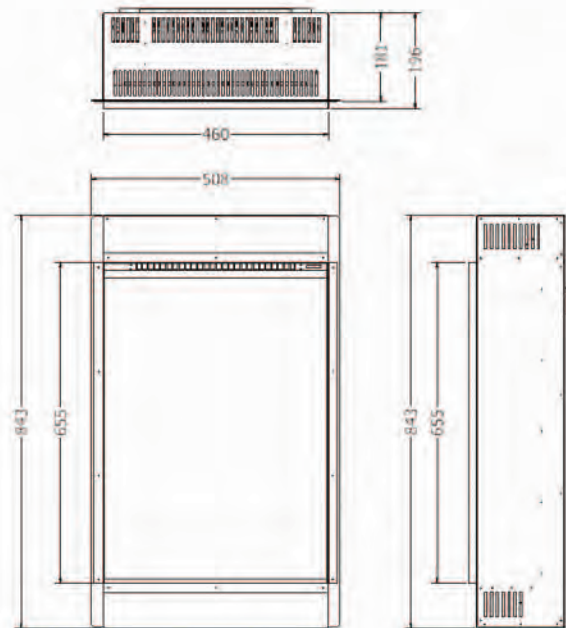


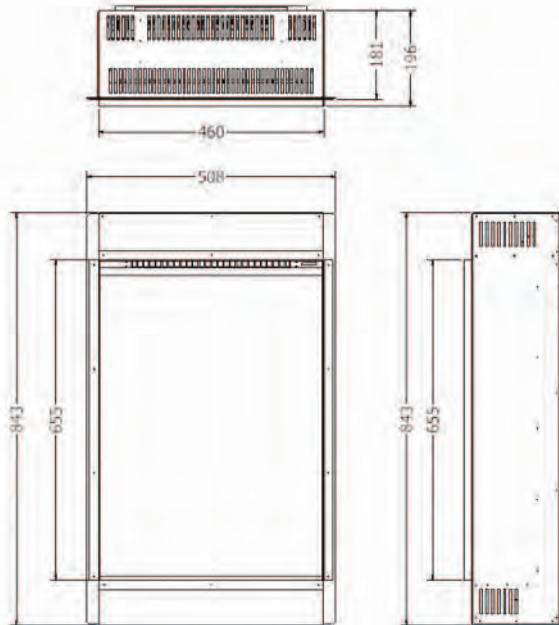
woodland log set



e640gf

- 640mm **evoflame[®]** effect
- 1 & 2kW heat outputs
- **e-touch App** controlled
- optional **e-touch** controller
- woodland ceramic log set
- glass fronted





e640

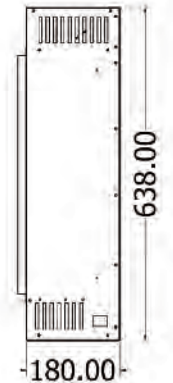
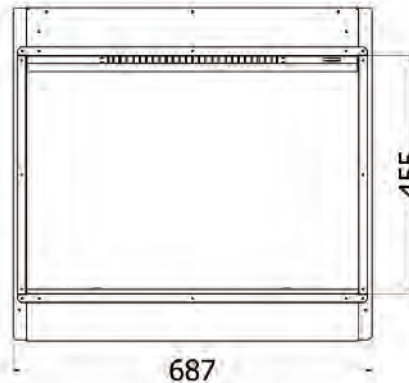
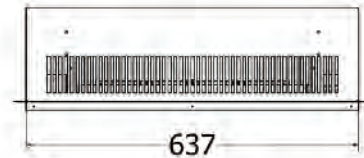
- 640mm **evoflame®** effect
- 1 & 2kW heat outputs
- **e-touch App** controlled
- optional **e-touch** controller
- woodland ceramic log set
- fully open fronted fuel bed



e600gf

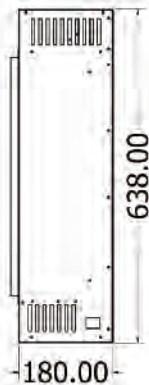
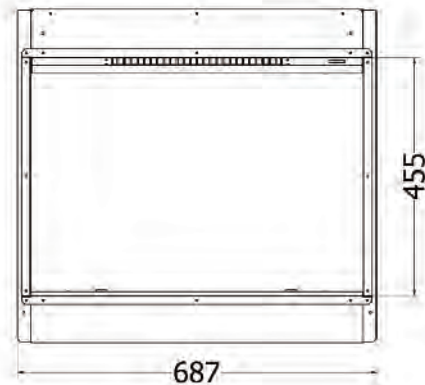
e600gf

- 637mm **evoflame®** effect
- 1 & 2kW heat outputs
- **e-touch App** controlled
- optional **e-touch** controller
- mini continental ceramic log set
- glass fronted





e600



e600

- 637mm **evoflame[®]** effect
- 1 & 2kW heat outputs
- **e-touch App** controlled
- optional **e-touch** controller
- choice of silver birch or woodland
- ceramic log set
- fully open fronted fuel bed



silver birch log set



woodland log set



e1000gf

e1000gf

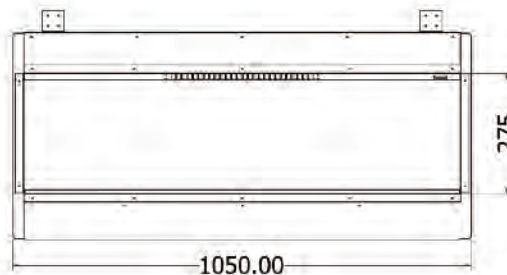
- 1000mm **evoflame®** effect
- 1 & 2kW heat outputs
- **e-touch** App controlled
- optional **e-touch** controller
- choice of silver birch or woodland ceramic log set
- glass fronted



silver birch log set



woodland log set





e1000

e1000

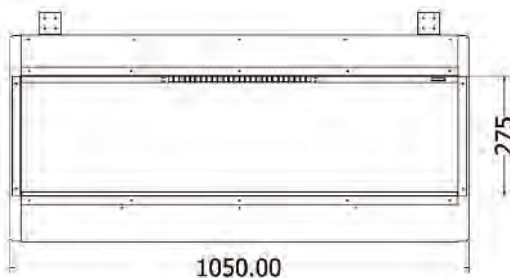
- 1000mm **evoflame[®]** effect
- 1 & 2kW heat outputs
- **e-touch App** controlled
- optional **e-touch** controller
- choice of silver birch or woodland ceramic log set
- fully open fronted fuel bed



silver birch log set



woodland log set





e710

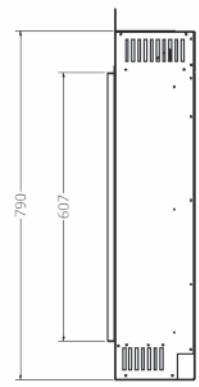
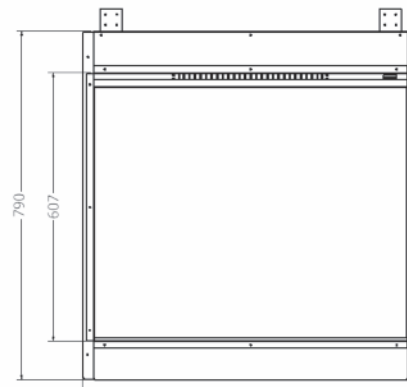
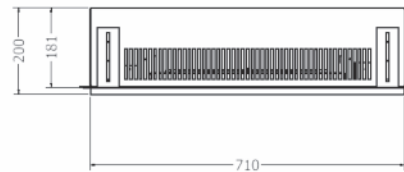
- 700mm **evoflame[®]** effect
- 1 & 2kW heat outputs
- **e-touch** App controlled
- optional **e-touch** controller
- choice of silver birch or woodland ceramic log set
- fully open fronted fuel bed



silver birch log set



woodland log set



The **evoflame ultra hd**® has the same features as the **evoflame**®, but utilises the latest in non reflective **SCHOTT CONTURAN® MAGIC** glass technology.

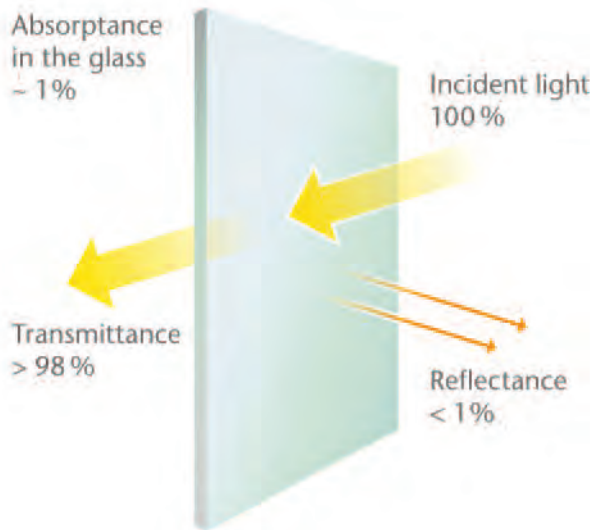
Additionally it features a unique flicker effect that adds realism and movement to the fuel bed.



evoflame
ULTRAHD

evoflame
technology

SCHOTT CONTURAN® MAGIC



evoflame ultra hd® products use **SCHOTT CONTURAN® MAGIC** glass that has optical interference properties, and is coated to reduce surface reflections optically by up to 90% making the glass appear invisible.

evoflame
ULTRAHD

evonicfires

1 evonic house, clifford park, clifford lane, stratford-upon-avon CV37 8HW

Tel: +(0) 1789 263868 Fax: +(0) 1789 293080

email: sales@evonicfires.co.uk website: www.evonicfires.co.uk twitter: [@evonicfires](https://twitter.com/evonicfires)